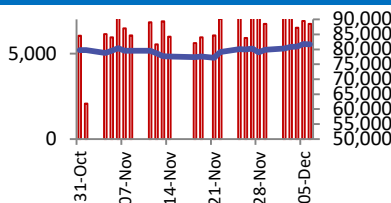
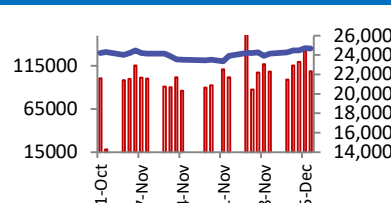


BSE



Open	81888
High	81926
Low	81506
Close	81709
Change	-57
Volume (Lacs)	9380
Turnover (Rs.inCr)	6745

NSE



Open	24729
High	24751
Low	24621
Close	24678
Change	-31
Volume(Lacs)	41207
Turnover(Rs.in Cr)	108779

World Markets	Current	Previous	Pt. Chg	Var(%)
Dow	44643	44766	(123)	-0.3%
Dow Futures	44680	44706	(26)	-0.1%
Nasdaq	19860	19701	159	0.8%
FTSE	8309	8349	(41)	-0.5%
Nikkei	39198	39091	106	0.3%
Hang Seng	19860	19866	(6)	0.0%
Gift Nifty	24734	24729	5	0.0%
Straits Singapore	3791	3796	(6)	-0.1%
South Korea	2377	2428	(52)	-2.1%
Taiwan	23254	23193	60	0.3%
Shanghai	3425	3404	21	0.6%

Commodity Prices	Current	Previous	Pt. Chg	Var(%)
Copper (\$/MT)	9123	9075	48	0.5%
Alumin (\$/MT)	2604	2639	(36)	-1.3%
Zinc (\$/MT)	3072	3119	(47)	-1.5%
Brent Crude (\$/bbl)	71	71	0	0.5%
Gold (\$/Ounce)	2643	2633	10	0.4%
Silver (\$/Ounce)	31	31	0	0.2%
Light Crude (\$/bbl)	68	67	0	0.6%
N G (\$/mmbtu)	3	3	0	5.2%
Sugar (\$/MT)	561	550	11	2.0%
Rubber (Rs./kg)	195	197	(2)	-0.8%
Baltic Dry Index	1167	1160	7	0.6%

Currency Exchange Rate	Current	Previous	Var(%)
Rs./ \$ rate	84.70	84.73	-0.05%
Rs./ Euro	89.59	89.21	0.42%
Rs./ Chinese Yuan	11.64	11.65	-0.08%
Yen / \$ rate	149.93	150.00	-0.05%
\$ US/Euro	1.06	1.06	-0.15%

Dollar Index	Current	Previous	Var(%)
Dollar Index	106.05	106.06	-0.01%

Support/ Resistance Levels for Today		
	Nifty	Bank Nifty Fut
Support 1	24600	53370
Support 2	24540	53000
Resistance	24740	54000

Securities in Ban For Trade	
GRANULES	MANAPPURAM
PVRINOX	RBLBANK

Market Review

US: On Wall Street on Friday, the Nasdaq and the S&P 500 rose to record closing highs, while the Dow declined.

Asia: Asian shares struggled with a slide in South Korea on Monday ahead of a packed week of central bank meetings that should see borrowing costs take a step lower, while U.S. inflation data are the last hurdle to a further policy easing there.

India: The Indian benchmark indices ended with marginal losses in the volatile session on December 6 with Nifty closing below 24,700 after RBI delivered on expected line by keeping the repo rate unchanged and cutting the CRR to improve liquidity.

Market is expected to open on a negative note and likely to witness range bound move during the day.

Global economy: Japan's economy expanded in July-September at a faster pace than initially reported thanks to upward revisions in capital investment and exports, keeping alive market expectations for a near-term interest rate hike by the central bank. Gross domestic product grew 1.2% yoy (0.3% qoq). The reading was slightly above prior estimates of 0.9%, but still remained well below the 2.2% growth seen in the prior quarter.

Chinese consumer inflation shrank more than expected in November as a swathe of recent stimulus measures did little to offset a stubborn deflationary trend, while producer inflation also contracted. Consumer price index inflation shrank 0.6% m-o-m in November. The reading was softer than expectations for a drop of 0.4% and worsened from the 0.3% contraction seen in the prior month.

Commodities: Oil prices were mixed in early Asia trade on Monday as concerns over weak Chinese demand were offset by rising tensions in the Middle East following the rebel overthrow of Syrian President Bashar al-Assad.

Gold prices inched higher on Monday as investors awaited U.S. inflation data, set for release this week, for insights into the Federal Reserve's monetary policy.

Currency: The Canadian dollar and Australian dollar were in focus on Monday ahead of their central bank meetings this week, while the euro and other major currencies held steady as traders reviewed the U.S. dollar's prospects.

FII Derivative Transactions (Rs. Cr)

Contracts	Purchase		Sell		Net	Open Interest (OI)		OI (Previous day)		Change	
	Contract	Value	Contract	Value	Value	Contract	Value	Contract	Value	Contract	Value
Index Future	50239	3588	44283	3041	547	366021	24605	366673	24742	(652)	(137)
Index Option	11986087	784627	11953243	781869	2758	6163516	409694	4768304	323013	1395212	86681
Stock Future	304424	20581	328793	22173	(1592)	4962263	337472	4910360	333321	51903	4151
Stock Option	1046552	72330	1078384	74295	(1965)	940774	63048	862302	57989	78472	5059
Total	13387302	881126	13404703	881378	(252)	12432574	834819	10907639	739065	1524935	95754

FII All Activity-BBG (Rs Cr)	Buy	Sell	Net
29-Nov-24	18992	19982	(990)
2-Dec-24	16809	13016	3793
3-Dec-24	26782	17485	9298
4-Dec-24	20801	17937	2864
5-Dec-24	25335	15846	9489
Month to date- Dec	89727	64284	25443
FII (Prov.) (Rs Cr)	Buy	Sell	Net
2-Dec-24	13605	13843	(238)
3-Dec-24	22450	18785	3665
4-Dec-24	19969	18171	1798
5-Dec-24	24717	16177	8540
6-Dec-24	12014	13844	(1830)
Month to date-Dec	92755	80821	11934
DII (Prov.) (Rs. Cr)	Buy	Sell	Net
2-Dec-24	13605	13843	(238)
3-Dec-24	14553	14804	(251)
4-Dec-24	14082	14983	(901)
5-Dec-24	13396	15699	(2304)
6-Dec-24	11651	9992	1659
Month to date-Dec	67288	69322	(2034)
FII Debt - BBG (Rs. Cr)	Buy	Sell	Net
29-Nov-24	4867	2694	2173
2-Dec-24	5486	1774	3712
3-Dec-24	5927	3922	2005
4-Dec-24	4268	3853	415
5-Dec-24	4045	1832	2213
Month to date- Dec	19727	11380	8346

Market Breadth	BSE		NSE	
	No.	%	No.	%
Advance	2372	58%	1671	59%
Decline	1625	40%	1119	39%
Unchanged	91	2%	55	2%

Market Turnover	06-Dec	05-Dec	Var (%)
BSE Cash	6745	6910	-2%
NSE Cash	108779	132761	-18%
NSE Futures	124198	169548	-27%
NSE Options	8205314	51500959	-84%
Total (Rs.Cr)	8445036	51810178	-84%

Volatility Index	06-Dec	05-Dec
Volatility Index	14.14	14.53

Index PE - TTM	06-Dec	Yr. High	Yr. Low
Sensex	23.3	26.0	21.8
Nifty	22.7	28.8	20.8

Corporate News

Paytm to add Rs 2,364 cr to its kitty through sale of PayPay shares

One97 Communications has announced that it is selling its 5.4% shareholding in Japanese payment company PayPay for Rs 2,364 cr to SoftBank. The company's shares will be transferred to SoftBank Vision Fund 2. Through the deal, PayPay will be valued at \$7 bn approximately. (ET)

Suven Pharma to acquire 56 pc stake in US-based firm for USD 64.4 mn

Suven Pharmaceuticals will acquire a 56% stake in US-based NJ Bio Inc for USD 64.4 mn. This acquisition aligns with Suven's goal of becoming a leading technology-driven CDMO, specializing in antibody-drug conjugates. NJ Bio's expertise and client base will boost Suven's presence in the rapidly expanding ADC/XDC market. (ET)

CEAT to acquire Camso's off-highway tyre biz from Michelin for ₹1,905 crore

CEAT announced that it has entered into a definitive agreement with French tyre maker Michelin to acquire its Camso brand's off-highway tyres and tracking business for \$225 mn. The acquisition will give CEAT a global customer base, including over 40 international original equipment manufacturers and premium international OHT distributors. (Mint)

Economy

Defaults under EPFO hit all-time high, rise 69.3%

EPFO defaults soared to a record ₹25,820.88 crore in 2023-24, a 69.3% jump. Exempted establishments drove the surge, with Telangana leading in arrears. The EPFO is taking steps to recover dues, including seeking state government assistance and publicizing defaulters. (ET)

FDI inflows in India cross \$1 trillion

India attracted over a trillion dollars in FDI between April 2000 and September 2024. Mauritius, Singapore, and the US were the top investors. Key sectors included services, software, and telecommunications. Inflows surged after 2014, exceeding the previous decade's figures. (ET)

International

Apple plans direct retail expansion in Saudi Arabia

Apple Inc will begin opening its own retail stores in the Kingdom of Saudi Arabia from 2026, and will launch its online Apple Store in the country in the coming year. It will begin opening "the first of several flagship" stores in the country in 2026. The iPhone maker plans to open a retail store in Diriyah. The move comes as Apple seeks to wean off its dependence on resellers in several key markets, as the Cupertino-based tech giant grapples with slowing device sales. (Inv)

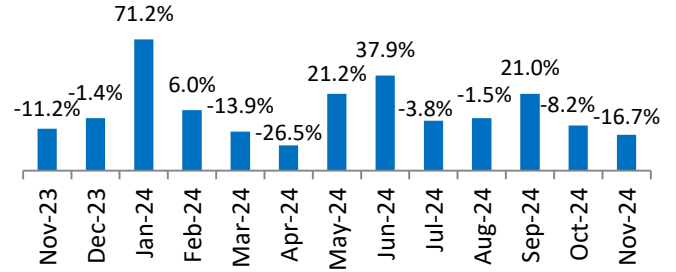
Top 5 Nifty Gainers	06-Dec	05-Dec	Var(%)
TATAMOTORS	817	793	3.1%
BAJAJ-AUTO	9100	8892	2.3%
AXISBANK	1185	1166	1.6%
MARUTI	11318	11182	1.2%
SBILIFE	1449	1432	1.2%
Top 5 Nifty Losers	06-Dec	05-Dec	Var(%)
ADANI PORTS	1259	1277	-1.4%
CIPLA	1477	1498	-1.4%
BHARTIARTL	1598	1615	-1.1%
HDFCLIFE	637	643	-1.0%
ASIANPAINT	2430	2452	-0.9%

BSE Index Watch	Last	1 day	1 wk	1 mth	1 yr
SENSEX	81709	-0.1%	2.4%	2.8%	17.0%
MIDCAP	47670	0.4%	3.5%	3.4%	35.1%
SMLCAP	57051	0.6%	3.4%	3.9%	38.8%
AUTO	54162	0.9%	2.4%	0.2%	33.8%
BANKEK	60996	0.1%	2.9%	3.6%	14.2%
Capital Goods	72815	0.3%	3.0%	4.8%	36.9%
FMCG	21171	0.3%	-0.2%	-1.1%	9.2%
Health Care	44510	-0.1%	1.9%	1.0%	46.7%
IT	44523	-0.1%	4.1%	6.1%	30.9%
METAL	31688	1.2%	3.8%	2.3%	28.1%
Oil & Gas	27330	0.2%	1.9%	0.0%	23.0%
Power	7630	0.2%	1.9%	-0.9%	35.0%
Realty	8391	0.0%	5.4%	11.1%	43.3%

NSE USD Futures	06-Dec	05-Dec	Var (%)
Dec Expiry (Rs./\$)	83.88	83.88	0.0%
Jan Expiry (Rs./\$)	83.94	83.94	0.0%
Total Turnover (Rs. Crore)	2709	1507	80%

Sectors	TTM PE
Auto	30.47
Auto Ancillary	50.91
Banking	14.78
Engineering	49.07
Cement	87.28
Diamonds & Jewellery	58.71
Housing Finance	26.39
Infrastructure & Const	35.8
Metals-Aluminium	39.66
Metal – Steel	16.98
Oil Expl.	15.19
Pharma	9.64
Power – Gen. Supp.	43.53
Information Tech.	29.49
Sugar	25.25
Telecom Serv. Prov.	70.48
Tyres	29.6

SML Isuzu Monthly Volume Growth (YoY)
(Source: Company data)



10 year G-Sec Yield	Current	Previous	Change
US	4.14%	4.15%	(1) bps
Japan	1.05%	1.06%	(2) bps
India	6.75%	6.68%	6 bps
UK	4.28%	4.28%	(1) bps
Libor 3 Mths	4.85%	4.85%	(0) bps

Indian Eco Data	Current	Previous	Var(%)
Forex Reserve (US\$ in bn)	658	658	0.0%
Inflation - WPI	2.36%	1.84%	52 bps
Inflation - CPI	6.21%	5.49%	72 bps

India GDP	Q2FY25	Q1FY25	Var(%)
Growth	5.40%	6.70%	(130)bps

Monetary Policy	Current	Previous	Change
Repo Rate	6.50%	6.50%	0 bps
Reverse Repo Rate	3.35%	3.35%	0 bps
CRR	4.00%	4.50%	(50) bps
O/S Banking System Liquidity (Rs bn)	681	548	133.0

IIP Growth %	Sep-24	Sep-23	Apr-Feb
IIP	3.1	6.4	4.4
Capital Goods	0.7	13.1	3.6
Mining	1.0	10.0	4.1
Manufacturing	-3.7	15.3	6.6
Electricity	-4.3	12.3	5.1

Bulk Deal As On 06/12/24

BSE

Security Code	Security Name	Client Name	Deal	Quantity	Price
531525	ACESOFT	CHANDRAKANT VALLABHBHAI BHALARA	B	40000	261.75
521048	ADVLIFE	PRERNA PRADEEP AGARWAL	S	40604	39.9
524594	AEONXDIGI	RAJAN MALHOTRA	B	30000	280.55
538539	ANVRDHI	ANILKUMAR	S	115076	24.01
543439	BRANDBUCKT	CREATEROI FINANCIAL CONSULTANCY PRIVATE LIMITED.	B	206000	11.72
543439	BRANDBUCKT	SANTOSH CHANDRABHAN SHENKAR	S	202000	11.75
530427	CHOKSI	CRONY VYAPAR PVT LTD	S	6461	105.29
530427	CHOKSI	CRONY VYAPAR PVT LTD	B	21461	103.65
534691	COMCL	ARAVAMUDHAN GOVINDARAJAN	B	100000	37.84
534691	COMCL	RAJEEV PERIWAL	S	60000	37.84
511451	DHARFIN	ANAND MOHAN .	B	36455	11.26
517170	EDVENSWA	VICKY RAJESH JHAVERI	S	635000	60.63
540267	FLORACORP	HARESHBHAI PRAKASHBHAI CHAUDHARY	S	90197	8.3
539032	FRASER	MULTIPLIER SHARE & STOCK ADVISORS PRIVATE LIMITED	B	50000	7.14
540266	GLCL	ANAND MOHAN .	S	39000	37.59
543239	GMPL	GIRIRAJ STOCK BROKING PRIVATE LIMITED	B	92400	150.69
543239	GMPL	SHERWOOD SECURITIES PVT LTD	S	92400	150.69
531913	GOPAIST	AMIT BANSAL	B	28900	7.72
531913	GOPAIST	PRIYANKA BANSAL	B	37820	7.8
531913	GOPAIST	VIPUL BANSAL	B	24930	8.01
504369	GRANDMA	STARWISE INFRAHOMES PRIVATE LIMITED	S	740961	0.78
540654	GSTL	ASHWINI NIRAJ SINGH	S	190000	22.47
540654	GSTL	ASHWINI NIRAJ SINGH	B	190000	18.8
508918	IRONWOOD	ASHWANI KUMAR SINGH	S	91197	38.49
508918	IRONWOOD	GREEN PEAKS ENTERPRISES LLP	B	50000	38.49
511092	JMDVL	ISHAN CHETANKUMAR MODI	B	215000	17.11
511092	JMDVL	JYOTIBEN CHETANKUMAR MODI	S	16267	17.34
511092	JMDVL	JYOTIBEN CHETANKUMAR MODI	B	308515	17.19
511092	JMDVL	MAHAK	B	155500	17.15
511092	JMDVL	MILANKUMAR PRAVINCHANDRA SHAH	S	234994	17.18
511092	JMDVL	SMP SECURITIES LTD	B	250000	16.66
511092	JMDVL	VIRALKUMAR PIYUSHKUMAR PATEL	B	281105	17.29
531692	KHYATI	RAKESH SINGH	S	50499	4.42
512415	MERCTRD	EMINENCE GLOBAL FUND PCC- EUBILIA CAPITAL PARTNERS FUND I	B	120789	89.69
512415	MERCTRD	GLASTON MARIO MENEZES	S	14000	89.69
512415	MERCTRD	MULTIPLIER SHARE & STOCK ADVISORS PRIVATE LIMITED	S	75000	89.69
512415	MERCTRD	MULTITUDE GROWTH FUNDS LIMITED	S	81000	89.69
538895	MIHIKA	SHREE VAIKATESHWAR FINSTOCK PRIVATE LIMITED	S	60099	25
540809	MRCAGRO	KIRITKUMAR MADHAVLAL SHAH	S	137043	15.87
540809	MRCAGRO	RUDAY YASHVANTKUMAR PATEL	B	174000	16
511644	OMEGAIN	JR SEAMLESS PRIVATE LIMITED	B	5000	304.84
540703	PROCLB	MULTIPLIER SHARE & STOCK ADVISORS PRIVATE LIMITED	B	27600	45.63
541703	RACONTEUR	RAJIV VASHISHT	S	27200	18.5
541601	RAJNISH	SARVAGAY TEXTILE LLP	S	8176517	1.71
540259	SHANGAR	UMA SHANKAR EXIM PRIVATE LIMITED	B	119900	11.46
530037	SREEJAYA	MULTIPLIER SHARE & STOCK ADVISORS PRIVATE LIMITED	B	24957	82.44
511700	STANCAP	COX WORLDWIDE CONSULTANTS PVT LTD	S	20441440	0.99
540168	SUPRAPFSL	GEORGE JOBY	B	660000	30.47
540168	SUPRAPFSL	SHEER CAPITAL VENTURES	S	654000	30.47

523722	SVAMSOF	DHARMESHBAI VINODBHAI PATEL	B	360000	9.96
523722	SVAMSOF	LIMBANI DECOR ONLINE PRIVATE LIMITED	B	292923	9.96
523722	SVAMSOF	MANISHA AGARWAL	S	1200000	9.96
523722	SVAMSOF	SHREE VAIKATESHWAR FINSTOCK PRIVATE LIMITED	B	100000	9.96
523722	SVAMSOF	SHVETALBEN SAGARBHAI DATANIYA	B	90000	9.96
523722	SVAMSOF	SUNIL KUMAWAT	B	100000	9.96
543745	SVS	VISHAL MAHESH WAGHELA	S	126000	10.53
539406	SWAGTAM	PURSHOTTAM AGARWAL	S	15400	57.75
539310	THINKINK	CHANDAN CHAURASIYA	S	17500000	1.85
539310	THINKINK	DHRUV GANJI	S	2387282	1.85
539310	THINKINK	DHRUV GANJI	B	1520541	1.84
539310	THINKINK	GAUTAM RAJ	S	6669510	1.85
539310	THINKINK	HITESH SINGH	S	19722066	1.85
539310	THINKINK	SACHIN SINGH	S	2585055	1.85
521005	TITANIN	CTIL MEDIA PRIVATE LIMITED	S	206390	45.72
521005	TITANIN	PVV AGRO PRIVATE LIMITED	B	202091	45.66
526441	VISIONCINE	BACHULAL MANJI RATHOD	S	422751	2
526441	VISIONCINE	MULTIPLIER SHARE & STOCK ADVISORS PRIVATE LIMITED	B	500000	2
526441	VISIONCINE	NILESH BACHULAL RATHOD	S	330100	2
544002	VIVAA	DINESHSINGH UMASHANKARSINGH KSHATRIYA	S	50000	39.55
544002	VIVAA	SWETABEN GUNJAN VORA	B	24000	39.76
511509	VIVBIOT	VEAN SMART INFRA PRIVATE LIMITED	S	81421	37.51

NSE

Security Code	Security Name	Client Name	Deal	Quantity	Price
ARSHIYA	Arshiya Limited	ALPNA ENTERPRISES	BUY	4040000	4.01
ARSHIYA	Arshiya Limited	ANTIQUE SECURITIES PVT.LTD.	SELL	4000000	4.01
C2C	C2C Advanced Systems Lt	NEO APEX SHARE BROKING SERVICES LLP	BUY	107400	521.85
CYBERTECH	Cybertech Systems & Softw	RATIONAL EQUITY FLAGSHIP FUND I	SELL	161416	224.05
ENVIRO	Envirotech Systems Ltd	MANSI SHARE AND STOCK ADVISORS PVT LTD	BUY	120000	122.9
GANESHIN	Ganesh Infraworld Limited	MULTIPLIER SHARE & STOCK ADVISORS PRIVATE LIMITED	BUY	240000	162.93
GANESHIN	Ganesh Infraworld Limited	NEO APEX SHARE BROKING SERVICES LLP	BUY	240000	165.55
GANESHIN	Ganesh Infraworld Limited	STATSOL RESEARCH LLP	BUY	608000	157.8
GSS	GSS Infotech Limited	PLUTO MINES AND MINERALS LLP	SELL	200000	75
HIMATSEIDE	Himatsingka Seide Ltd	THE ROYAL BANK OF SCOTLAND PLC AS TRUSTEE OF JUPITER INDIA	SELL	690779	195.22
KDL	Kore Digital Limited	MULTIPLIER SHARE & STOCK ADVISORS PRIVATE LIMITED	SELL	22400	1718.31
MITTAL	Mittal Life Style Limited	RAJESH SUBHASH JANGAM	SELL	4232809	2.03
PRANIK	Pranik Logistics Limited	MONEYPLANT GOLD & JEWELLERY TRADING L.L.C	BUY	76800	90.53
PRANIK	Pranik Logistics Limited	PINE OAK GLOBAL FUND	SELL	64000	89.66
ROCKINGDCE	Rockingdeals Circu Eco L	JAGDISHPRASHADSHARMA	SELL	28750	408.01
ROCKINGDCE	Rockingdeals Circu Eco L	RAJESH KUMAR SINGLA	BUY	40000	423.03
TRANSTEEL	Transteel Seating Tech L	KARAN ATUL BORA	SELL	112000	69.83
UPL-RE	UPL Limited	ALLIANCE CAPITAL GROUP TRUST	SELL	583128	191.75
UPL-RE	UPL Limited	FLEXSHARES MORNINGSTAR GLOBAL UPSTREAM NATURAL RESOUR	SELL	701512	191.73
UPL-RE	UPL Limited	HFDC MUTUAL FUND	BUY	500000	194.97
UPL-RE	UPL Limited	JAIDEV RAJNIKANT SHROFF	BUY	1020000	190.48
UPL-RE	UPL Limited	TARA EMERGING ASIA LIQUID FUND	BUY	619235	191.57
UPL-RE	UPL Limited	VIKRAM RAJNIKANT SHROFF	BUY	1380693	193.26

Disclosure:

Research Reports that are published by Nirmal Bang Securities Private Limited (hereinafter referred to as "NBSPL") are for private circulation only. NBSPL is a registered Research Analyst under SEBI (Research Analyst) Regulations, 2014 having Registration no. INH000001766. NBSPL is also a registered Stock Broker with National Stock Exchange of India Limited, BSE Limited, Metropolitan Stock Exchange of India Limited, Multi Commodity Exchange of India Limited and , National Commodity and Derivative Exchange Limited in Capital Market , Equity and Commodities derivatives segments and Currency Derivatives Segment .

NBSPL has other business divisions with independent research teams separated by Chinese walls, and therefore may, at times, have different or contrary views on stocks and markets.

NBSPL or its associates have not been debarred / suspended by SEBI or any other regulatory authority for accessing / dealing in securities Market since last 20 years. NBSPL, its associates or analyst or his relatives do not hold any financial interest (Except Investment) in the subject company. NBSPL or its associates or Analyst do not have any conflict or material conflict of interest at the time of publication of the research report with the subject company. NBSPL or its associates or Analyst or his relatives may or may not hold beneficial ownership of 1% or more in the subject company at the end of the month immediately preceding the date of publication of this research report.

NBSPL or its associates / analyst has not received any compensation / managed or co-managed public offering of securities of the company covered by Analyst during the past twelve months. NBSPL or its associates have not received any compensation or other benefits from the company covered by Analyst or third party in connection with the research report. Analyst has not served as an officer, director or employee of Subject Company. NBSPL / analyst has not been engaged in market making activity of the subject company.

Analyst Certification: The research analysts and authors of these reports, hereby certify that the views expressed in this research report accurately reflects my/our personal views about the subject securities, issuers, products, sectors or industries. It is also certified that no part of the compensation of the analyst(s) was, is, or will be directly or indirectly related to the inclusion of specific recommendations or views in this research. The analyst(s) principally responsible for the preparation of this research report and has taken reasonable care to achieve and maintain independence and objectivity in making any recommendations.

Disclaimer:

The Research Report is for the personal information of the authorized recipient and does not construe to be any investment, legal or taxation advice. NBSPL is not soliciting any action based upon it. Nothing in the research report shall be construed as a solicitation to buy or sell any security or product, or to engage in or refrain from engaging in any such transaction. In preparing the research report, we did not take into account the investment objectives, financial situation and particular needs of the reader.

The research report has been prepared for the general use of the clients of NBSPL and must not be copied, either in whole or in part, or distributed or redistributed to any other person in any form. If you are not the intended recipient you must not use or disclose the information in the research report in any way. Though disseminated to all the customers simultaneously, not all customers may receive the research report at the same time. NBSPL will not treat recipients as customers by virtue of their receiving the research report. The research report is not directed or intended for distribution to or use by any person or entity resident in a state, country or any jurisdiction, where such distribution, publication, availability or use would be contrary to law, regulation or which would subject NBSPL & its group companies to registration or licensing requirements within such jurisdictions.

The report is based on the information obtained from sources believed to be reliable, but we do not make any representation or warranty that it is accurate, complete or up-to-date and it should not be relied upon as such. We accept no obligation to correct or update the information or opinions in it. NBSPL or any of its affiliates or employees shall not be in any way responsible for any loss or damage that may arise to any person from any inadvertent error in the information contained in the research report. NBSPL or any of its affiliates or employees do not provide, at any time, any express or implied warranty of any kind, regarding any matter pertaining to this report, including without limitation the implied warranties of merchantability, fitness for a particular purpose, and non-infringement. The recipients of the research report should rely on their own investigations.

This information is subject to change without any prior notice. NBSPL reserves its absolute discretion and right to make or refrain from making modifications and alterations to this statement from time to time. Nevertheless, NBSPL is committed to providing independent and transparent recommendations to its clients, and would be happy to provide information in response to specific client queries.

Before making an investment decision on the basis of research report, the reader needs to consider, with or without the assistance of an adviser, whether the advice is appropriate in light of their particular investment needs, objectives and financial circumstances. There are risks involved in securities trading. The price of securities can and does fluctuate, and an individual security may even become valueless. International investors are reminded of the additional risks inherent in international investments, such as currency fluctuations and international stock market or economic conditions, which may adversely affect the value of the investment. Opinions expressed are subject to change without any notice. Neither the company nor the director or the employees of NBSPL accept any liability whatsoever for any direct, indirect, consequential or other loss arising from any use of the research report and/or further communication in relation to the research report. Here it may be noted that neither NBSPL, nor its directors, employees, agents or representatives shall be liable for any damages whether direct or indirect, incidental, special or consequential including lost revenue or lost profit that may arise from or in connection with the use of the information contained in the research report.

Copyright of this document vests exclusively with NBSPL.

Our reports are also available on our website

Registration granted by SEBI and certification from NISM in no way guarantee performance of NBSPL or provide any assurance of returns to investors.

Nirmal Bang Research (Division of Nirmal Bang Securities Pvt. Ltd.)

B-2, 301/302, Marathon Innova,
Opp. Peninsula Corporate Park
Off. Ganpatrao Kadam Marg
Lower Parel(W), Mumbai-400013
Board No. : 91 22 6723 8000/8001
Fax. : 022 6723 8010